




SLINGSHOT

2007 DEALER MANUAL

BOARDS



BOARDS



MISFIT

FREESTYLE

BOARDS



126



136



146



SIZES

LENGTH (CM)	WIDTH (CM)	TIP WIDTH (CM)	FIN SIZE (INCHES)
126	38	32	2"
136	40	33	2"
146	43	35	2"

MISFIT

OVERVIEW

Necessity is the mother of all invention. Riders, who constantly push the envelope, demand a board that will test their limits and their skill set without regret. Out of that necessity, the Misfit was born. Slingshot board designer John Doyle gave the Misfit twin tip unforgiving characteristics like massive pop, drive, power and hook up any aggressive rider will appreciate. The Misfit thrives on high end performance and eliminates any margin for error.

SET-UP INCLUDES

- **Misfit deck**
- **Doyle Asymmetrical Bolt Down Foot Pads**
- **Doyle Adjustable Foot Straps**
- **(4) Doyle Laminated Fiberglass 2" High Aspect Fins**
- **Doyle Thermo Formed Grab Handle**
- **Marine grade stainless steel hardware pack**

FEATURES & BENEFITS

Aggressive Parallel Rails

- Added power and pop.

Combination X-Ply Fiberglass & Wood Layer

- Increase stiffness and control.

Duraglide Base

- Added durability

Flat Rocker

- Contributes to the more aggressive feel.

Stiff Flex

- Added responsiveness.

Square Tip and Tail

- Enables the rider to edge harder for more pop.

Doyle Custom Tunnel Concave

- Adds to overall drive and upwind performance.

Custom Hand Painted Deck Finish

- Lightweight and beautiful.

Laminate Fiberglass 2" High Aspect Fins

- Contribute to the hook up and drive.

NEW Easy Install Pad/Strap Bolt Kit

- Setting up your board has never been easier or quicker.

Doyle Asymmetrical Foot Pads

- Comfort and shock absorption, great arch support.

Doyle Adjustable Footstraps

- Convenient customized sizing, one size fits all.

Doyle Thermo Formed Grab Handle


- Comfort and convenience.

PVC Foam Core

- Best core strength to weight ratio.

Marine Grade Stainless Steel Hardware

- No rust.



SX

FREERIDE


BOARDS



137



147



157



SIZES

LENGTH (CM)	WIDTH (CM)	TIP WIDTH (CM)	FIN SIZE (INCHES)
137	40	30.5	1.75"
147	43	33	1.75"
157	46	34.5	1.50"

SX

OVERVIEW

The SX board has been a favorite of Slingshot board designer John Doyle for over 4 years. The SX stands for skate series. The skate series board is an all around deck for any rider looking for a forgiving board that is easy and fun to manipulate and ride. Whether you are learning to master new freestyle moves or enjoying the experience of effortless freeride carving, the SX board offers just the right amount of controlled flex and response that any rider beginner to advanced can appreciate.

SET-UP INCLUDES

- **SX deck**
- **Doyle Asymmetrical Bolt Down Foot Pads**
- **Doyle Adjustable Foot Straps**
- **Doyle Laminated Fiberglass Fins**
(4) 1.75" Fins - 137cm
(4) 1.5" Fins – 147, 157cm
- **Doyle Thermo Formed Grab Handle**
- **Marine grade stainless steel hardware pack**

FEATURES & BENEFITS

Twin tip

- Can be ridden regular or switch.

Increased Rail Curve

- Smooth transitions.

X-Ply Fiberglass Layer

- Delivers a strong yet controlled flex

PVC Foam Core

- Best core strength to weight ratio.

Induced Rocker

- Lends to the more forgiving skate feel.

Soft Flex

- Provides shock absorption for soft landings.

Duraglide Base

- Added durability

Rounded Tip and Tail

- Delivers a smoother ride in chop or wind swell.

Doyle Custom Tunnel Concave

- Adds to overall drive and upwind performance.

BPT Composite Top Sheet

- Overall deck durability and strength.

Laminated Fiberglass Skate Fins

- Round fin outline is lightweight and adds to stability and drive.

NEW Easy Install Pad/Strap Bolt Kit

- Setting up your board has never been easier or quicker.

Doyle Asymmetrical Foot Pads

- Comfort and shock absorption, great arch support.

Doyle Adjustable Footstraps

- Convenient customized sizing, one size fits all.

Doyle Thermo Formed Grab Handle

- Comfort and convenience.

Marine Grade Stainless Steel Hardware

- No rust.



GLIDE

LIGHT WIND

BOARDS



149

SIZES

LENGTH (IN)	WIDTH (IN)	TIP WIDTH (IN)	FIN SIZE (IN)
149	46	40.5	0.75"

GLIDE

The undisputed leader in its class the Slingshot Glide shaped by John Doyle is back for its second year! Proven lightwind technology makes the Glide the perfect compliment to any riders board quiver. This lightwind twin tip board with flat rocker and parallel lines creates minimum drag for maximum upwind efficiency.

SET-UP INCLUDES

- **Glide deck**
- **Doyle symmetrical bolt down foot pads.**
- **Doyle symmetrical adjustable foot straps.**
- **(4) Doyle Laminated Fiberglass .75" Skate Fins**
- **Doyle thermo formed grab handle.**
- **Marine grade stainless steel hardware pack.**

FEATURES & BENEFITS

Twin tip

- Can be ridden regular or switch.

Duraglide Base

- Added durability

Parallel Rails

- Added drive.

X-Ply Fiberglass Layer

- Delivers a strong yet controlled flex

PVC Foam Core

- Best core strength to weight ratio.

Flat Rocker

- Low drag.

Soft Flex

- Provides shock absorption for soft landings.

Graduated Increased Surface Area

- Superior upwind performance.

BPT Composite Top Sheet

- Overall deck durability and strength.

Laminated Fiberglass .75" Fins

- Low drag for maximum upwind performance.

NEW Easy Install Pad/Strap Bolt Kit

- Setting up your board has never been easier or quicker.

Doyle Asymmetrical Foot Pads

- Comfort and shock absorption, great arch support.

Doyle Adjustable Footstraps


- Convenient customized sizing, one size fits all.

Doyle Thermo Formed Grab Handle

- Comfort and convenience.

Marine Grade Stainless Steel Hardware

- No rust.



FUSE

FREERIDE / SURF

BOARDS



4'11"

SIZES

LENGTH (IN)	WIDTH (IN)	TIP WIDTH (CM)	FIN SIZE (IN)
4'11"	17	28.5	1.5" & 2"

FUSE

OVERVIEW

Experience the enjoyment of riding waves or wind swell right out of the box. Slingshot board designer John Doyle has taken his 25 years of board shaping experience to create the ultimate directional kiteboard that makes its home on waves or wind swell. The unique shape and directional rocker line of the Fuse make it easier than ever for anyone familiar with riding a twin tip to enjoy waves without the learning curve.

SET-UP INCLUDES

- Fuse deck
- Doyle Symmetrical Bolt Down Foot Pads
- Doyle Adjustable Foot Straps
- (4) Doyle Laminated Fiberglass 2" High Aspect Fins
- (2) Doyle Laminated Fiberglass 1.5" Skate Fins
- Doyle Thermo Formed Grab Handle
- Marine grade stainless steel hardware pack

FEATURES & BENEFITS

Hard Tail Rail and Soft Edges

- Releases bite.

Duraglide Base

- Added durability

X-Ply Fiberglass Layer

- Delivers a strong yet controlled flex

PVC Foam Core

- Best core strength to weight ratio.

Directional Rocker

- Makes riding waves or wind swell easier.

Increased Center Area

- Easier turning without hook up or snag.

Increased Rail Curve

- Smooth transitions

Doyle Custom Tunnel Concave

- Adds to overall drive and upwind performance.

Laminate Fiberglass 2" High Aspect Tail Fins

- Drive and stability.

Laminate Fiberglass 1.5" Skate Nose Fins

- For riding switch, no jibbing necessary.

NEW Easy Install Pad/Strap Bolt Kit

- Setting up your board has never been easier or quicker.

Doyle Symmetrical Foot Pads

- Comfort and shock absorption.

Doyle Adjustable Footstraps


- Convenient customized sizing, one size fits all.

Doyle Thermo Formed Grab Handle

- Comfort and convenience.

Marine Grade Stainless Steel Hardware


- No rust.



SRT

SURF

BOARDS



5'5"

5'11"

SIZES

LENGTH (IN)	WIDTH (IN)	TIP WIDTH (IN)	FIN SIZE (IN)
5'5"	17.25"	na	4.5"
5'11"	18.13"	na	4.5"

SRT

OVERVIEW

Over 10 years of shaping experience at Rusty, Bill Johnson continues to make a name for himself shaping high performance surfboards. His attention to detail and proven shapes make him the perfect addition to the Slingshot design team. Johnson's contribution to the Slingshot board line up is in the form of a kite surfboard made from the DNA of very same surfboard that professional surfers CJ and Damien Hobgood ride in the WCT. Introducing the Slingshot Round Tail. The SRT co-developed by international Slingshot team Riders Ben Wilson, Martin Vari and Jeff Tobias is the only board on the market made for kites that maintains the true legacy of the surfboard. The proven SRT surf shape and construction allow the rider to have more fun carving down the line or even experiment with aerial freestyle maneuvers. Ride it with or without straps!

SET-UP INCLUDES

- **SRT deck**
- **Doyle Symmetrical Bolt Down Front Foot Pad**
- **Doyle Adjustable Foot Straps**
- **Doyle Surf Rear Traction Pad**
- **Tri fin carbon fins qty 3**
- **Marine grade stainless steel hardware pack**

FEATURES & BENEFITS

Shaped by Bill Johnson

- Proven shape and design.

EPS Core

- Lightweight

Pro Sanded Finish

- Reduced weight and superior wax adhesion.

Tri Fin 4.5" Carbon Fins

- Lightweight traction.

NEW Easy Install Bolt Kit

- Setting up your board has never been easier or quicker.

Doyle Symmetrical Front Foot Pad

- Comfort and shock absorption.

Doyle Adjustable Footstraps

- Convenient customized sizing, one size fits all.

Doyle Surf Rear Traction Pad


- Shock absorption and traction.

Marine Grade Stainless Steel Hardware

- No rust.

Leash Plug

- Security for your board.



CATALYST

SCHOOL

BOARDS



156

SIZES

LENGTH (CM)	WIDTH (CM)	TIP WIDTH (CM)	FIN SIZE (IN)
156	43	38	1.75"

CATALYST

Forgiving, durable, stable and patient are the most important qualities in a school board. Slingshot delivers all that in the Catalyst board while keeping overall price in mind. The board outline, rocker, fin configuration and core material work together make this the easiest board for beginners to learn how to ride.

SET-UP INCLUDES

- Catalyst deck
- Doyle Asymmetrical Bolt Down Foot Pads
- Doyle Adjustable Foot Straps
- (4) Doyle Laminated Fiberglass Skate Fins
- Doyle Thermo Formed Grab Handle
- Marine grade stainless steel hardware pack

FEATURES & BENEFITS

Twin Tip

- Can be ridden regular or switch.

Semi Parallel Rails

- Smooth transitions.

X-Ply Fiberglass Layer

- Delivers a strong yet controlled flex

PVC Foam Core

- Best core strength to weight ratio.

Flat Rocker

- Low drag.

Soft Flex

- Provides shock absorption for soft landings.

Semi Rounded Tip and Tail

- Delivers a smoother ride in chop or wind swell.

Duraglide Base

- Added durability

Graduated Increased Surface Area

- Superior upwind performance.

BPT Composite Top Sheet

- Overall deck durability and strength.

Laminated Fiberglass Skate Fins

- Round outline is lightweight and adds to stability and drive.

NEW Easy Install Pad/Strap Bolt Kit

- Setting up your board has never been easier or quicker.

Doyle Asymmetrical Foot Pads

- Comfort and shock absorption, great arch support.

Doyle Adjustable Footstraps

- Convenient customized sizing, one size fits all.

Doyle Thermo Formed Grab Handle

- Comfort and convenience.

Marine Grade Stainless Steel Hardware

- No rust.